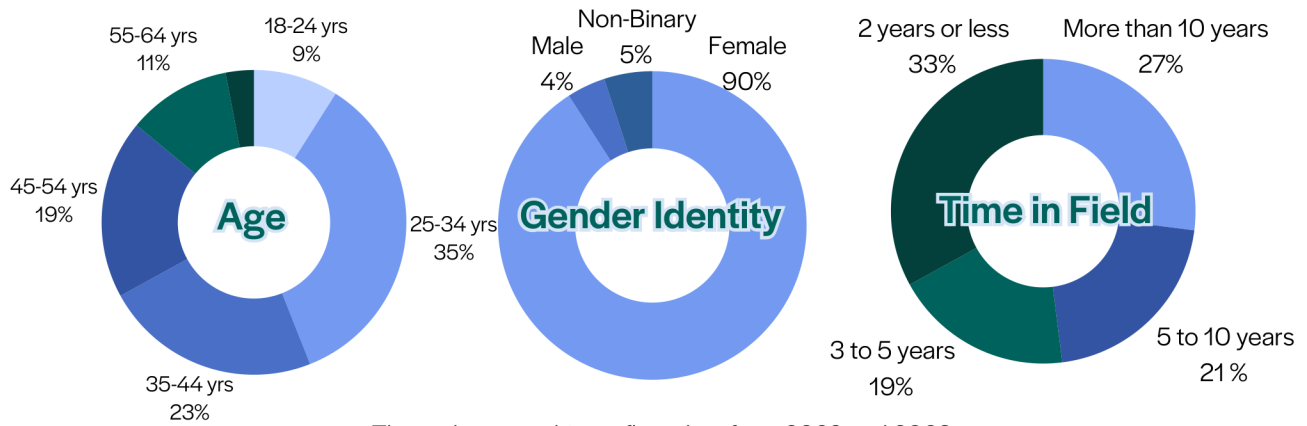


# RAFT Survey Analysis Series: Colleagues

## About the survey and the advocates who participated

482 Sexual and Domestic Violence professionals in the United States took our survey in 2022 and 2023. 58% of participants currently work in a direct service position. 13% hold administrative positions. 20% are in different levels of leadership, including managers, supervisors and executive directors. 61% of participants identify as survivors of domestic or sexual violence.



These demographics reflect data from 2022 and 2023

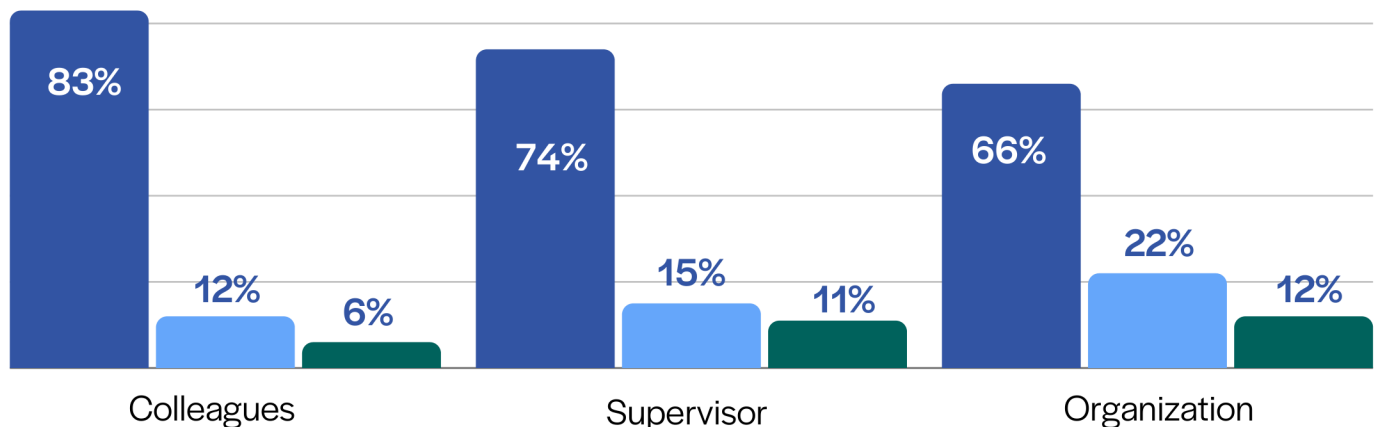
## Colleague Support

“First, I value the spirit of excellence and compassion that we all share in doing our best work. Secondly, I value our camaraderie and authentic concern and care for each other.”

--Survey Respondent, 2023

We asked survey participants if they felt supported by their colleagues, supervisors, and their organization as a whole.

■ Yes ■ Somewhat ■ No



## When Advocates Mention their Colleagues

These are the most common themes found when advocates mentioned their colleagues (2022):

- **Helping and Supporting Colleagues (42 mentions)**
- **Passion for Work (16 mentions)**
- **Dedication (14 mentions)**
- **Teamwork (14 mentions)**
- **Compassion for Clients (14 mentions)**
- **Hard-working (10 mentions)**

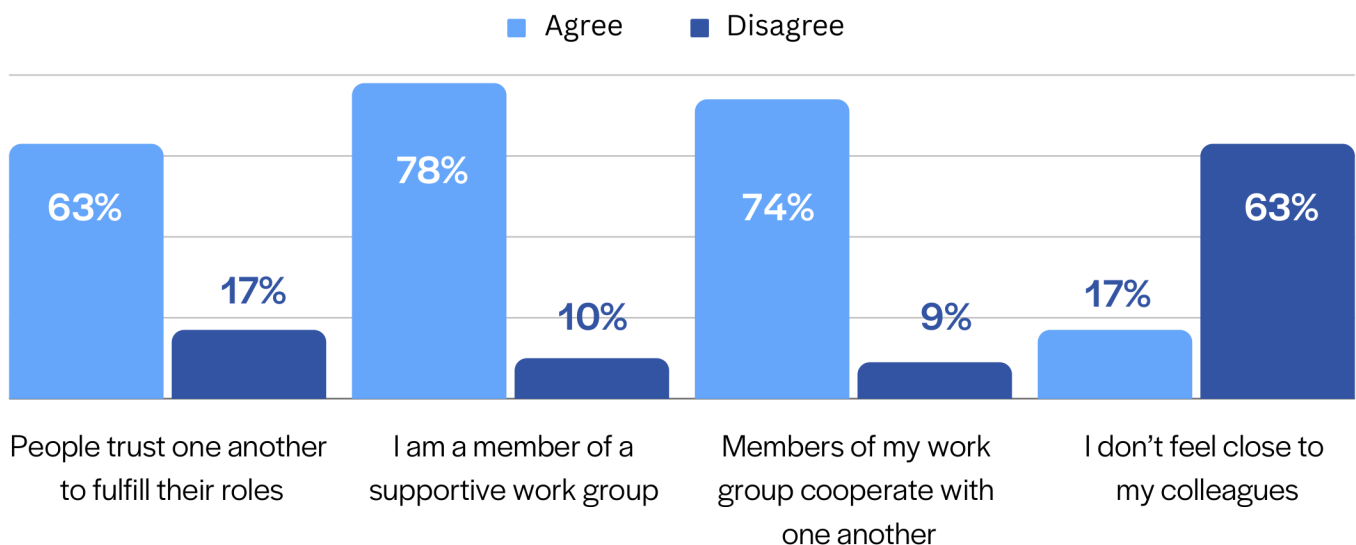
## Community

Advocates feel supported by their colleagues, appreciate their dependability, and value their passion.

“I value that they have strengths where I have weaknesses. They recognize when one of us is struggling and step in to offer support or even take over when needed. They are dedicated and passionate about serving.”

--Survey Participant, 2022

We asked advocates how they feel supported by their work community.



The percentage of advocates that neither agree nor disagree are not reflected in this chart.